

---

# Menuteur

MORE THAN JUST A MENU



Interactive E-Menus




Commandable Menus



Reservation




Waitlist



SCAN FOR DEMO

# What is Menutuer

Menuteur is a contactless QR code menu that is safer, faster, and more efficient than traditional print menus. With Menuteur, you can add and manage unlimited menus without any need for an outside app. Your customers can easily access all your menus in one place just by scanning the QR code without downloading anything.



# Benefits

The infographic features a central white circle with the word 'Benefits' in green. Below it, three white, rounded trapezoidal shapes are arranged in a row, each containing a black icon: an infinity symbol, a checkmark, and a star in a circle with a ribbon. A curved line with four green dots connects the top of these shapes to the bottom of the central circle. Below each shape is a title and a descriptive paragraph, connected by a thin vertical line.



## UNLIMITED MENUS

No need to use multiple paper menus anymore, you can create unlimited, multilingual menus and manage them all in one.



## COMPLETE CONTROL

Each item and menu can be activate/deactivated, updated and removed at anytime, which means you can the full control of your menus.



## BEST USER EXPERIENCE

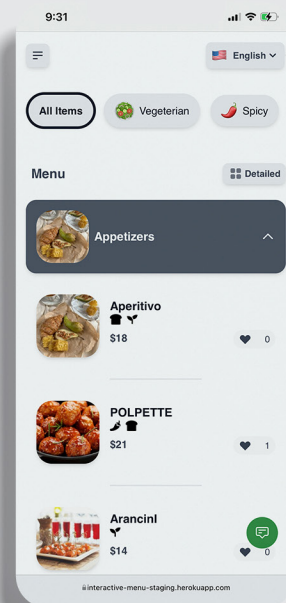
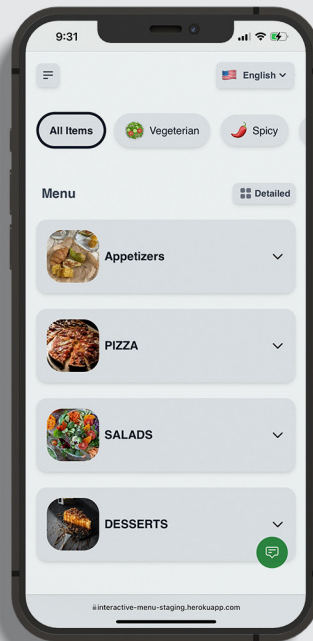
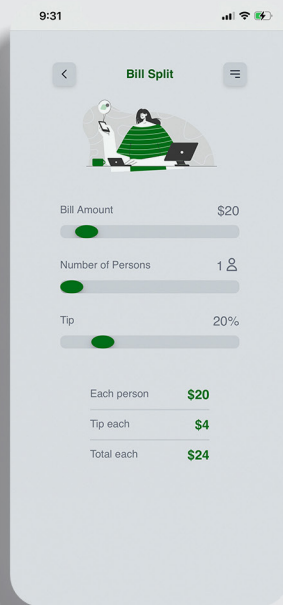
Anyone can see your menus on their phone, no need to wait, it would be contactless and sanitized. They can like the items, leave a comment and also share your restaurant.

# Unlimited Menus

Add And Manage Unlimited Menus

Add Unlimited Items To Each Menu

Add More Than 12 Details And Image To Each Item



With our interactive e-menus, we offer the unique advantage of unlimited menus, allowing restaurant and bars owners to create and show an extensive range of interactive e-menus. This means that restaurants can create as many menus as they need, without any limitations or restrictions.

Within each menu, restaurant owners can add an unlimited number of items, allowing them to comprehensively represent their entire range of dishes, beverages, and specials. This flexibility ensures that customers have a wide variety of options to choose from, and it enables restaurants to effectively display their culinary offerings in a comprehensive and organized manner.

Moreover, each item can be enriched with up to 8 details, such as descriptions, ingredients, photo, calories, or any other relevant information. This level of detail helps customers make informed decisions and enhances their overall dining experience.

Additionally, our platform allows restaurants to divide their menus into different sections, such as appetizers, main courses, desserts, or beverages.

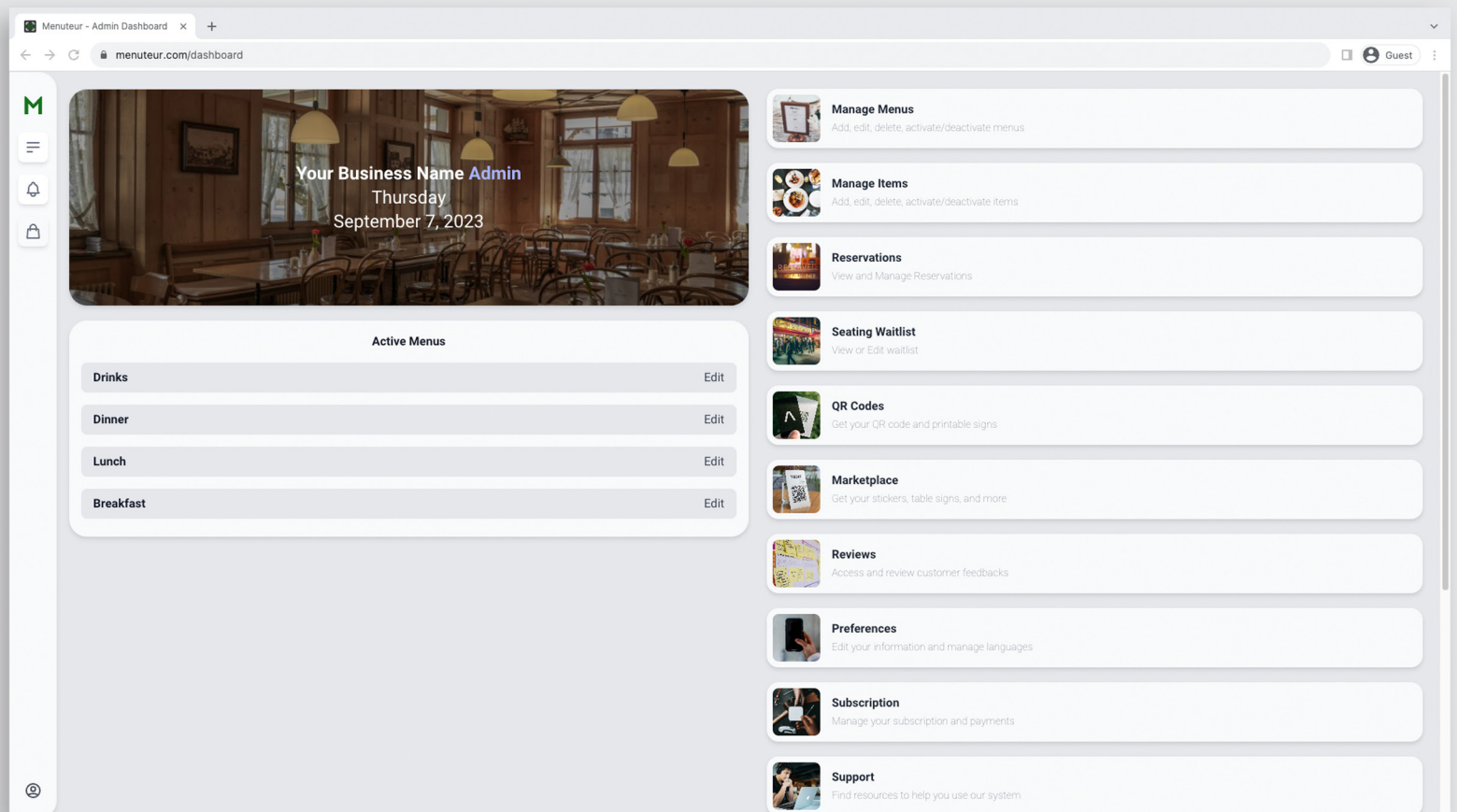


# Complete Control

Menu Management  
Excellence

Item Flexibility & Control

Control your reservations and  
waitlist



Menuteur Dashboard

## Menu Management Excellence:

Effortlessly create and organize unlimited menus with sections and filters. Tailor your offerings to different occasions and preferences, ensuring a delightful dining experience.

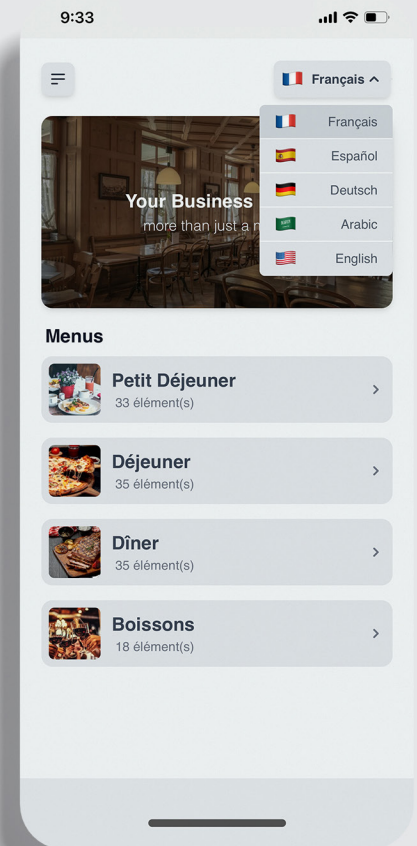
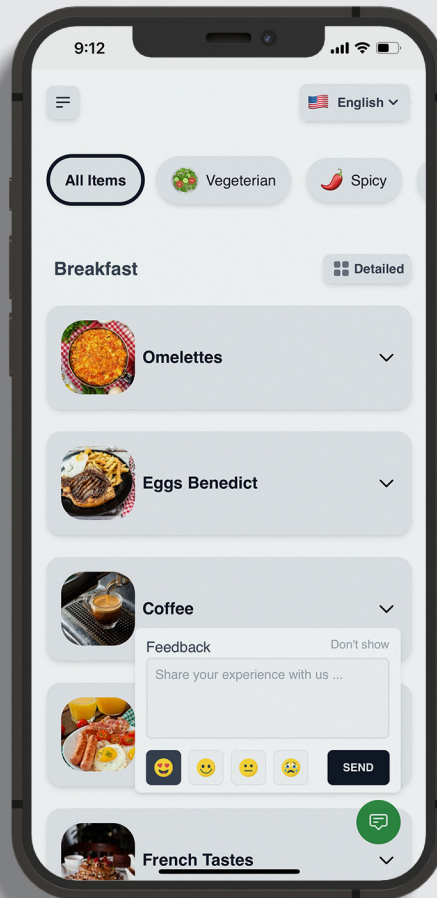
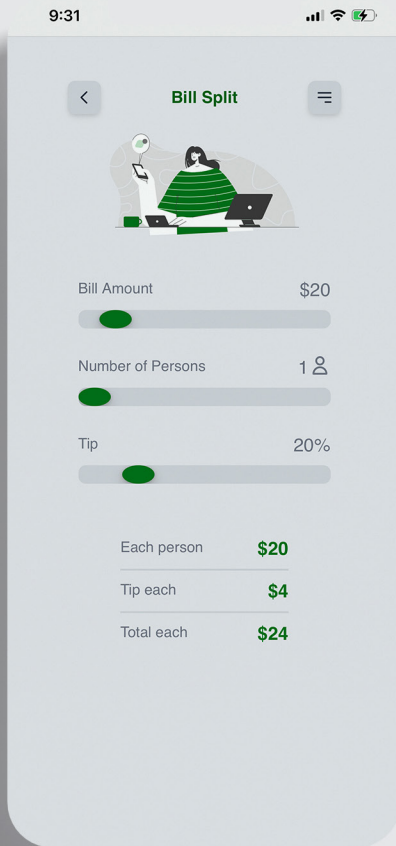
## Item Flexibility & Control:

Add endless menu items, hide or delete them, and update descriptions, ingredients, and prices on the fly. Stay agile and responsive to changing customer demands.

## Seamless Reservation & Waitlist Handling:

Elevate guest experiences with our intuitive system. Manage reservations, optimize table allocation, and accurately estimate wait times. Keep your restaurant flowing smoothly even on busy nights.

# Best User Experience



Interactive User Interface

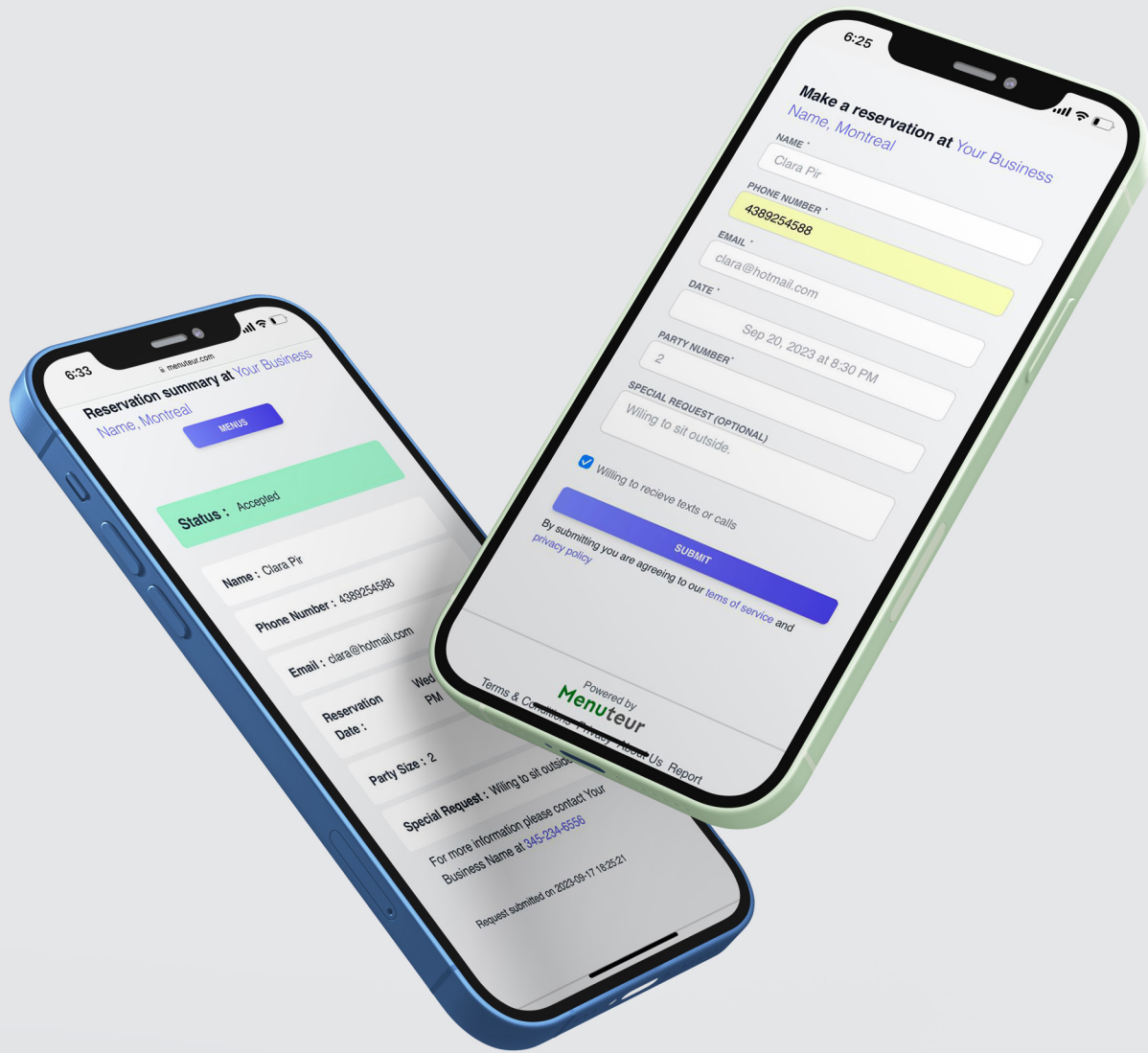
Take Your Menu To Next Level And Add Up To 5 Languages

Users Can Filter Menus By Their Dietary Preferences

Get Your Customers Feedback With Likes And Reviews

Spoil Your Customers With Other Features Such As Bill Split

# Reservation



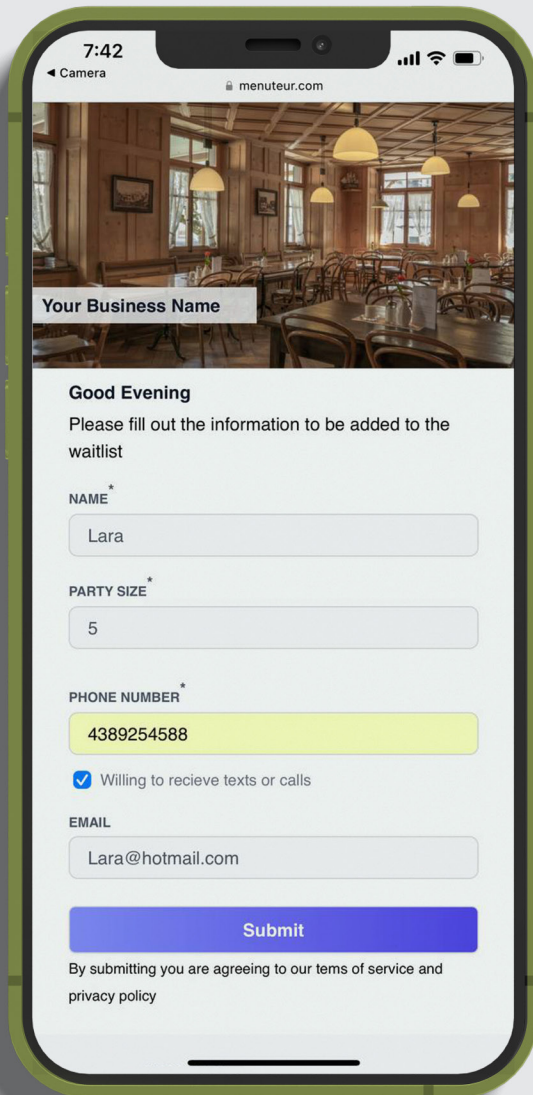
## Simplifying restaurants reservations with Menuteur

Menuteur interactive e-menu includes a reservation feature, allowing customers to reserve a table conveniently. By accessing the restaurant's interactive e-menu, customers can provide their name, contact information, and party size to request a table reservation. Once the reservation request is submitted, customers receive a confirmation message indicating that their request has been received.

Restaurant staff members can view these reservation requests through their account on Menuteur. They have the option to accept or decline the reservation based on availability. After a decision has been made, another message is sent to the customer, notifying them of the outcome of their reservation request. Additionally, customers can stay updated on the status of their reservation through the e-menu.

Restaurants have the flexibility to enable or disable this reservation feature on their interactive e-menu as needed. This allows them to manage reservations efficiently according to their operational requirements.

# Waitlist



7:42  
Camera menuteur.com

Your Business Name

**Good Evening**  
Please fill out the information to be added to the waitlist

NAME \*  
Lara

PARTY SIZE \*  
5

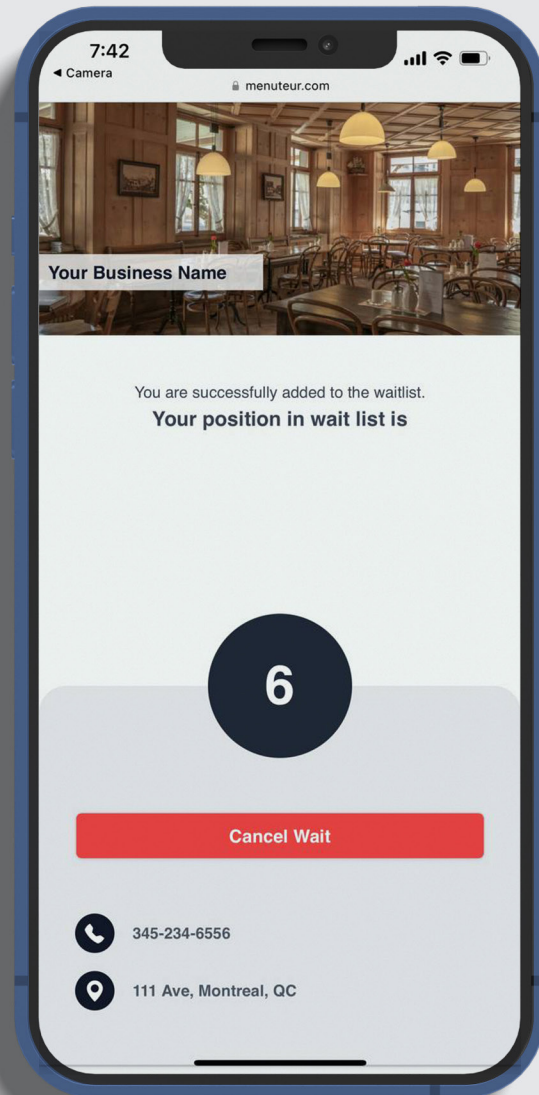
PHONE NUMBER \*  
4389254588

☒ Willing to receive texts or calls

EMAIL  
Lara@hotmail.com

**Submit**

By submitting you are agreeing to our terms of service and privacy policy



7:42  
Camera menuteur.com

Your Business Name

You are successfully added to the waitlist.  
**Your position in wait list is**

**6**

**Cancel Wait**

345-234-6556

111 Ave, Montreal, QC

## Streamline Your Seating Waitlist

Introducing Menuteur Waitlist, the easy and efficient solution for managing your seating waitlist. Menuteur Waitlist System simplifies the process by allowing customers to effortlessly join the waitlist with a simple scan of a QR code. No more manual sign-ups or wasted time standing in line. With just a few taps on their smartphone, customers can secure their place in the waitlist and comfortably wait for their turn.

But the convenience doesn't stop there. As tables become available, Menuteur provides real-time updates to customers, keeping them informed about their seating status. This eliminates any confusion or uncertainty and ensures a smooth and organized seating process. Your customers will appreciate the transparency and efficiency of Menuteur, resulting in a more satisfied and loyal customer base.

Menuteur is designed to adapt to your specific needs. Whether you run a bustling restaurant, a trendy bar, or a popular event venue, Menuteur can handle the demands of any high-volume establishment.



# Upcoming Features



The infographic features a central white circle at the top containing the title 'Upcoming Features' in green. Below this circle, a curved line with four green circular nodes connects three white, trapezoidal feature boxes. Each box contains a dark icon: a percentage sign on a tag for promotions, a hand tapping a smartphone screen for virtual ordering, and a 2x2 grid of squares for customizable templates. Thin black lines extend from the bottom of each box to its respective title and description.



## PROMOTIONS AREA

Dynamic Promotions at Your  
Fingertips in your e-menu.  
Instantly Update and  
Showcase Your Specials.



## VIRTUAL ORDERING

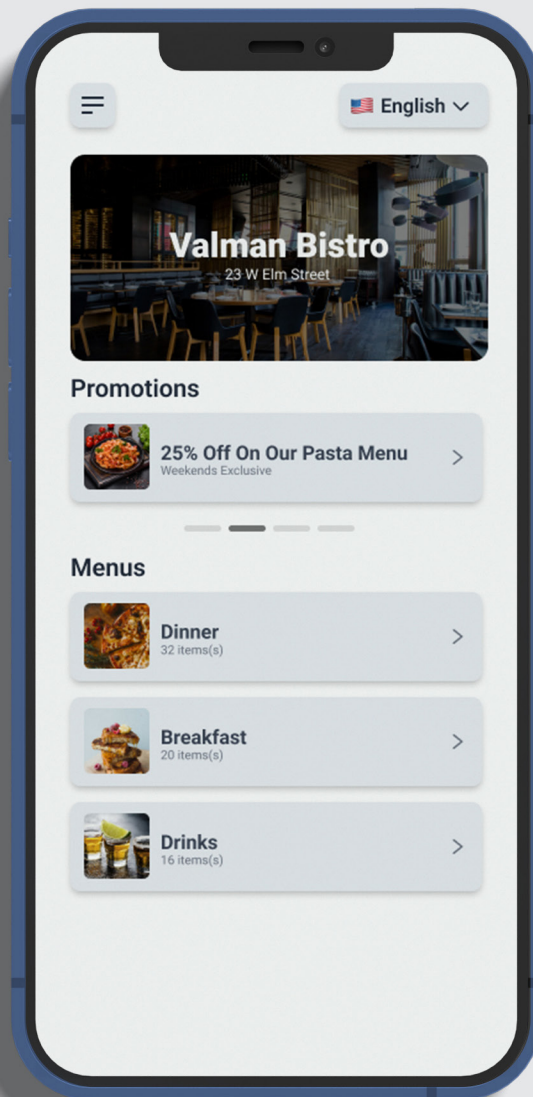
Experience Effortless Online  
Ordering, Order online and  
Submit with Ease.



## Customizable Templates

Personalized Menu Templates  
for Your Brand, Customizable  
menus.

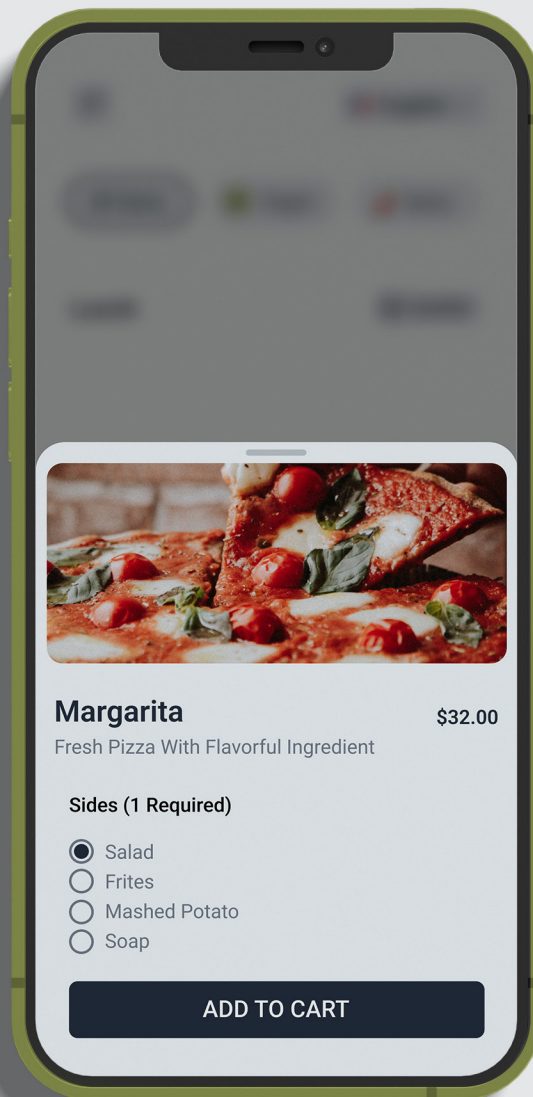
# Promotions



## Powerful Promotions at Your Fingertips

Introducing our Promotions Feature, a powerful marketing tool to show your promotional items. With our user-friendly interface, you can feature your promotions on the home page, ensuring customers see them first. Update, remove, or hide promotions anytime, and highlight as many items as you want. Customize descriptions for each promotion to entice customers. Boost your advertising efforts and drive sales with our interactive e-menu.

# Virtual Ordering



## Introducing our Online Ordering System!

### 1. Scan QR Code:

Use your smartphone to scan the QR code on your table.

### 2. Browse and Select:

Explore our menu, view descriptions and visuals of each item.

### 3. Add to Cart:

Choose your desired items and add them to your virtual cart.

### 4. Review and Edit:

Review your selections and make any necessary adjustments.

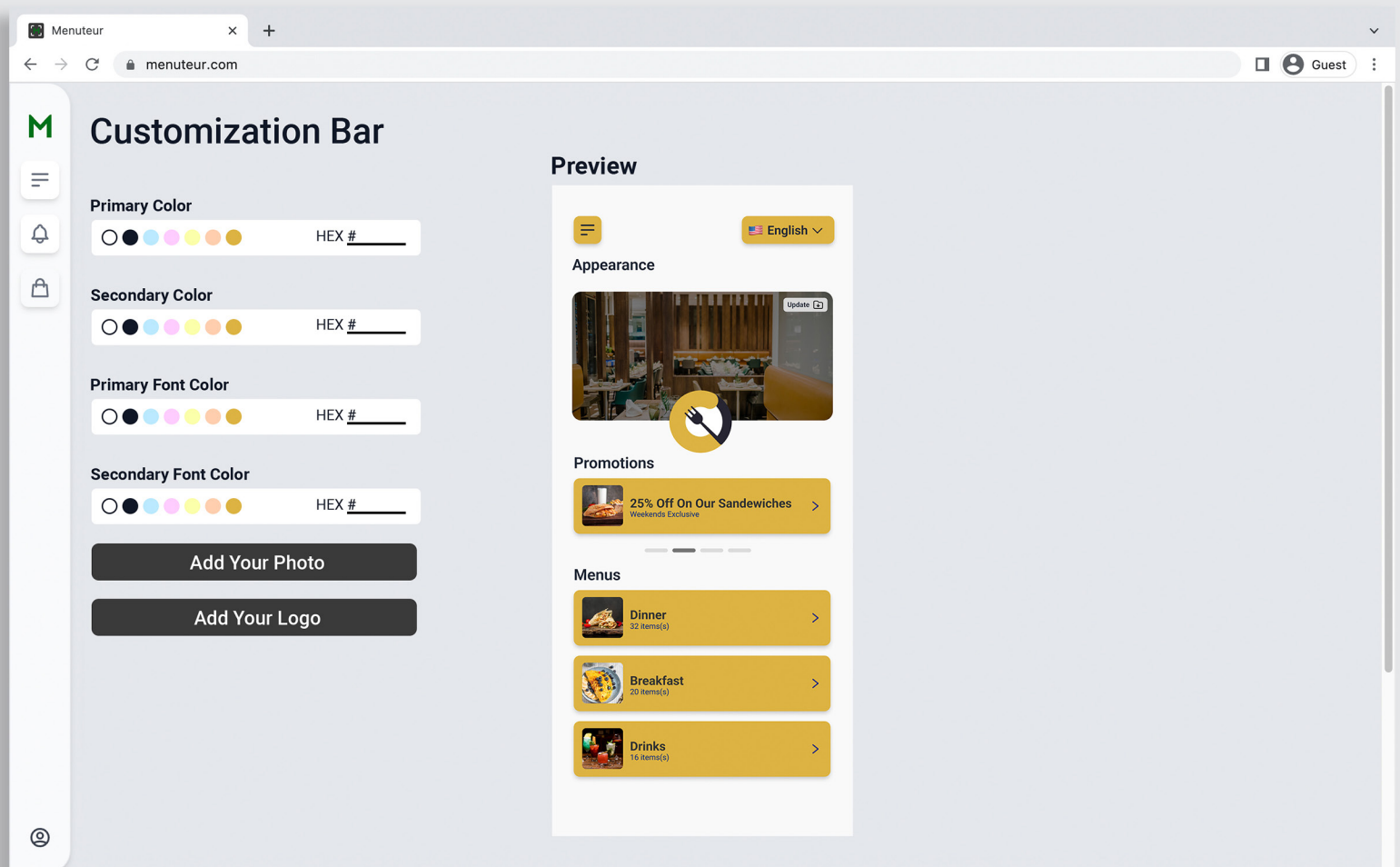
### 5. Submit Order:

Place your order and receive a unique confirmation code.

### 6. Confirm with Waitstaff:

Show your confirmation code to restaurant waitstaff to finalize your order.

# Customizable Templates



## Customize Your Menu, Your Way!

Our interactive e-menu makes it easy for business managers to customize their menus. Here's how you can personalize your menu:

- 1. Choose Colors:** Select colors that match your business style and atmosphere. Pick colors that reflect your brand and create a pleasant visual experience.
- 2. Font Color Customization:** Customize the color of the text on your menu for easy reading. Ensure it contrasts well with the background to provide clarity and make it simple for customers to browse.
- 3. Add Your Business Logo:** Strengthen your brand by adding your business logo to the e-menu. This helps customers recognize your establishment and creates a professional touch.
- 4. Highlight Your Business:** Upload an image of your business interior or exterior to give customers a glimpse of your inviting ambiance. Let the photo show the unique atmosphere of your business.



# Menuteur FAQ

## 1. How can I create my e-menu on Menuteur?

To create your e-menu, simply create your account on the Menuteur website, and once in your dashboard, you'll have access to all the features to start building your menus.

## 2. What hardware and software do I need to use Menuteur?

There is no need to download anything, users can simply scan the QR code with their phone and the link to the menu will pop up. No matter what kind of phone they are using, they can access your menu.

## 3. How does Menuteur benefit my restaurant?

With Menuteur, you can have unlimited menus, manage them all in one place, and provide customers with easy access, while also collecting valuable feedback for continuous improvement.

## 4. What type of customer support do you offer?

We offer a user-friendly support system accessible through your account dashboard. You can send a message to our support team, and you can expect a response within one business day.

## 5. How can I have access to my QR codes?

Within your dashboard, you'll find a dedicated section where you can conveniently download your QR codes for both your e-menu and waitlist. Additionally, we provide templates that incorporate your business contact information and QR codes for your e-menu. You can download these templates to use as table toppers, flyers, and more, making it easy for your customers to access your digital menu and join your waitlist.

## 6. How can I add a new language to my e-menu?

You can effortlessly introduce a new language to your e-menu through the preference section in your dashboard. Then, for each menu item, you can easily input the item's information in the newly added language, ensuring a multilingual and inclusive experience for your customers.

## 7. Is there any plan to use the same e-menu in multiple locations?

Yes, we have plans to support the use of the same e-menu across multiple locations. To enable this feature and manage the same account in different locations, please reach out to our support team. They will provide you with detailed information on how to implement the same menu with distinct management for each of your restaurant locations.

## 8. What is Menuteur virtual business card?

Menuteur's virtual business card is a dedicated page within your e-menu. It showcases your restaurant's essential information, including your business address, contact details, and links to your social media profiles. This feature allows your customers to easily share your restaurant's information with others, promoting your business and enhancing your online presence.

## 9. Is there a cancellation policy for my subscription?

Absolutely, you have the freedom to cancel your subscription at any time, offering flexibility to adapt to your needs.

# Menuteur



[contact@menuteur.com](mailto:contact@menuteur.com)